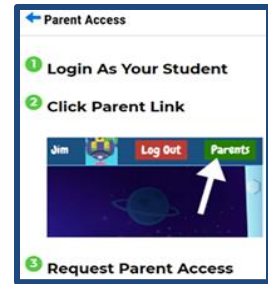
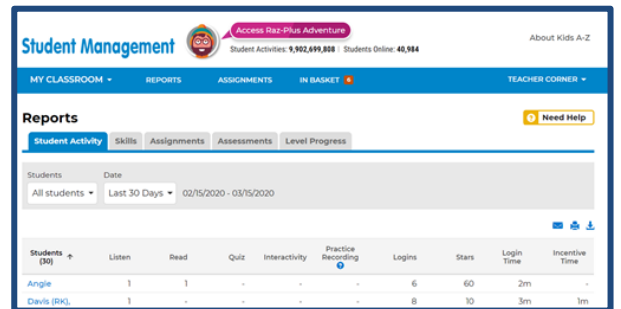


Teachers: Use these *Quick Tips* to support virtual learning with Raz-Kids.

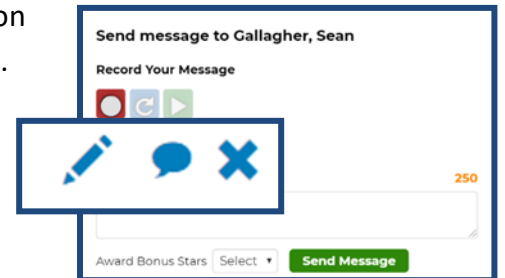
- Encourage parents and guardians to request access to the Parent Portal by clicking the *Parents* button on www.kidsa-z.com. You will need to approve Parent Portal access from your Roster page.



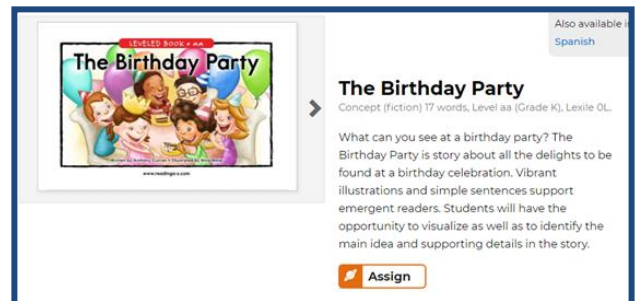
- View student reading activity and progress on the Reports page.



- Send messages to students by clicking the speech bubble icon on the Roster. Students love getting messages from their teachers. You can type or record the message. Make sure to reward student work with extra stars!



- Create custom assignments by searching for books by skill or topic. Click the orange *Assign* button to assign to an individual student, small group, or your whole class.



- Encourage students to use the digital tools to annotate and write a response to the text. [Watch video.](#)

